



Welcome to...

Meeting the Year 6 Team


and an introduction to the

Year 6 Curriculum



Merryhills Primary School

Year 6 Team



**Chestnut Class
Teacher**
Miss Clare Wood



Oak Class Teacher
Mrs Hannah Croton




**Sycamore Class
Teacher**
Miss Emily Harris

Additional Teachers
Miss Nicole Gardiner
Mr Richard Hudson
Mrs Maria Alexandrou
Mrs Clare Bowkley



Teaching Assistant
Miss Michelle McNeill



Attendance

- It is vital children attend regularly and arrive at school on time, every day unless the reason for absence is unavoidable.
- Please ensure that you are on time! Lateness disrupts teaching and causes your child to miss vital learning. **Did you know that if a child is 10 mins late each day, they will have missed over 6 ½ days learning over the school year?**
- Reading is a school priority and will be taught first session, therefore **lateness will affect their reading progress.**
- Sometimes children can be reluctant to attend school. Please arrange a meeting with the class teacher if this is a concern.
- If your child is sick, you must ring the office to inform them by 9.20am on each day of absence.
- Persistent absenteeism may result in the parent being invited to meet with the Headteacher and/or the Education Welfare Officer (EWO) to try to resolve any issues. **Did you know that if you child has 1 day of sick every 2 weeks, they will have missed over a month of school in a year?**

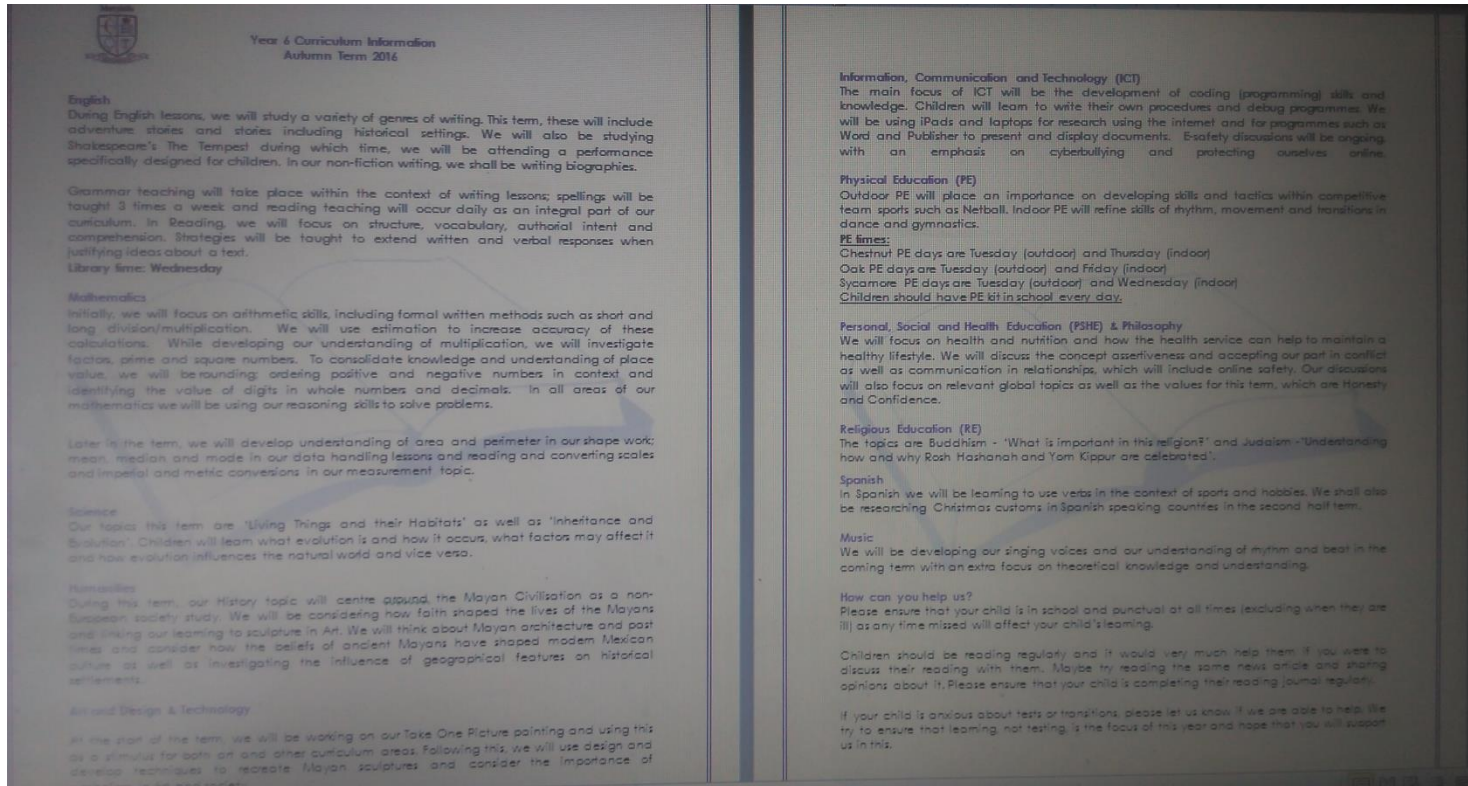


**REMEMBER... YOU'VE GOT TO
BE IN IT TO WIN IT!**



Please refer to - term dates, inset days and dates for your diary.

Curriculum Information



Please refer to Curriculum Content Sheet on the school website.

Homework

Homework will reflect the learning in class, so children can complete it independently. We welcome parental support, encouraging you to discuss your child's homework with them. Sometimes children may be given extra tasks to support their progress. If children find homework difficult, please inform us on Monday. We offer a homework club at Monday lunchtime.

Handed out: Friday **Handed in:** Wednesday

Subject	Description
Spelling	Children use Schofield and Sims spelling workbook and complete assigned task each week based on spelling patterns learnt in class. These are marked in class by the children and assessed via weekly dictation.
Mathematics	This is given by Maths set teacher based on the week's work or areas for development, alternating between internet based homework i.e. www.mymaths.co.uk and a written task
Literacy	This alternates between a 'word' homework (see letter for further detail) and a written task which may be linked to other areas of the curriculum. This may sometimes be internet based.
Reading	Children should read for at least 15-20 minutes daily and comment on what they have read in their Reading Journal. This could be books (inc non-fiction) from school or home at the appropriate level.

Personal, Social and Health Education

In Personal, Social and Health Education (PSHE) children acquire the knowledge, understanding and skills they need to manage their lives. As part of a whole school approach, PSHE develops the qualities and attributes pupils need to thrive as individuals, family members and members of society. This includes learning about the importance of physical activity and diet for a healthy lifestyle.'

As part of our provision for delivering good practice in PSHE, in the Summer Term we will be teaching Sex and Relationship Education.

Overview of Content to be covered:

- **Puberty and Reproduction**

Pupils will learn how and why the body changes during puberty in preparation for reproduction and use scientific language for the body parts including sexual organs

- **Relationships and Reproduction**

Pupils will learn and discuss the different types of adult relationships and learn how babies are made.

- **Conception and Pregnancy**

Pupils will discuss the decisions that have to be made before having a baby. They will also learn some basic facts about pregnancy and conception.

If you wish for you child not to participate in the SRE curriculum please make an appointment with the class teacher.

Assessment and Reporting

Learning Conversations:

31st October and 2nd November	The learning conversations are an opportunity to share achievements within the curriculum, discuss your child's progress towards meeting the end of year expectations and primarily to share and set targets .
23rd and 25th January	
1st and 3rd May	

Reporting:

The government have implemented a new curriculum to raise standards and expectations for all children. Therefore, our assessment reflects these high expectations.

Assessment	What does it mean ...
Developing	Your child is working below the end of year expectations.
Secure -	Your child is working at end of year expectations; however, there are still some gaps in their knowledge and understanding.
Secure	Your child is secure in most, if not all, of the end of year expectations.
Mastered	Your child is secure in all of the end of year expectations and has deepened their understanding of some or most of the curriculum. *There will be no Mastery level in Science*

Mathematics

Ongoing mathematics at home:

- Timetables: songs, games, apps, wall charts, chanting...
- Number facts
- Fridge list – known facts – children must learn these facts off by heart
- Reference to mathematics in everyday life i.e. cooking, money etc...
- Talk: Explain to me.. Is there another way? Why can't it be...? What can we learn from that wrong answer...
- Use websites: www.transum.org www.mymaths.co.uk
www.compare4kids.co.uk (username: merryhills, password: chestnut)
- ❖ Build confidence and stay positive; **AVOID “I can’t” and “I’m terrible with numbers” from your vocabulary!**



Please refer to the Maths section on the website for the Calculation Policy, useful websites, number lines, hundred squares and videos of methods.

Year 6 Addition

$12346 + 46827$

	1	2	3	4	6
+	4	6	8	2	7
<hr/>					
	1	1		1	
	5	9	1	7	3

Year 6 Subtraction

84364-61287

Formal Method:

$$\begin{array}{r} 84\overset{2}{3} \overset{15}{6} \overset{1}{4} \\ - 61287 \\ \hline 23077 \end{array}$$

Year 6 Multiplication

3126 x 24

Formal Long Multiplication Method:

$$\begin{array}{r} \text{x} \quad 3 \quad 1 \quad 2 \quad 6 \\ \hline 2 \quad 4 \\ \hline 1 \quad 2 \\ 1 \quad 2 \quad 5 \quad 0 \quad 4 \quad (\text{x}4) \\ 1 \\ 6 \quad 2 \quad 5 \quad 2 \quad 0 \quad (\text{x}20) \\ \hline 1 \\ 7 \quad 5 \quad 0 \quad 2 \quad 4 \end{array}$$

Year 6 Division

Formal Long Division Method:

$$3016 \div 13$$

$$\begin{array}{r} \\ 1 \overline{) 3016} \\ \underline{26} \\ 41 \\ \underline{39} \\ 20 \\ \underline{26} \\ 0 \end{array}$$

The diagram shows the formal long division process for 3016 ÷ 13. The quotient is 0232. A red arrow points down from the 1 in the tens place of the dividend to the 1 in the tens place of the quotient. A blue arrow points down from the 6 in the units place of the dividend to the 6 in the units place of the quotient.

$$\begin{array}{r} \\ 1 \overline{) 3016} \\ \underline{30} \\ 41 \\ \underline{41} \\ 26 \\ \underline{26} \\ 0 \end{array}$$

The diagram shows the same long division process for 3016 ÷ 13, but with the intermediate products (30, 41, 26) written in red.

Reading

We encourage looking on...

<http://www.lovereadings4kids.co.uk/>

Where you can find advice and reading lists for children in different categories.

Join a local library if you haven't already done so, where you might be able to find books that you can't find in the school library!

Children are expected to complete their reading journal every time they read. The journals must be brought into school every day and will be checked on a Friday.

Top Tips:

- Find a relaxing spot
- Take turns to read
- Share a book
- Model reading for pleasure
- Read a range of texts, including signs, comics, newspapers, instructions as well as books.



Recommended book list and comprehension question prompts are on the school website.

Grammar

Grammar is taught throughout the school; each year new terminology is added to a year's curriculum. The words below represent the new terminology taught in Year 6:

active voice	object
antonym	subject
cohesive device	subjunctive
ellipsis	synonym

- www.compare4kids.co.uk (username: merryhills, password: chestnut)



Please refer to the full Grammar Glossary on the school website.

Year 6 have produced a grammar booklet that contains an explanation of each term children will need to use. This can be found on the Merryhills website on the Curriculum tab under writing.

Year 6 SATs

The National Curriculum will be assessed in the week beginning May 14th 2018.

They will contain several papers:

- Reading paper
- 3 Maths papers
 - 2 non calculator
 - Arithmetic
- Spelling, Grammar and Punctuation paper

Potentially Science (a sample of children may be asked to take part)

Writing is teacher assessed and may be moderated by the Borough.

If you or your child have any concerns, please speak to Miss Gardiner or your class teacher.

School Priorities

At *Merryhills* we are working on...



Enhancing reading and comprehension skills.



Preparing for the wider world through PSHE.



Using a range of tools in Mathematics.



Reflecting in foundation subjects.



Living a healthy lifestyle.



Making a difference.

